

Sneak Peek



Controlled software environment

- The new portal is accessed via Citrix to ensure a controlled environment that eliminates previous issues particularly with Java.



External Users:
<http://secure.mch.com>



Internal Users:
<http://citrix.mch.com>
<http://mdnet.mch.com>

MIAMI CHILDREN'S HOSPITAL.

Web Interface

Log in

User name:

Password:

Advanced Options >>>

Log In

Welcome

Please log

To log in,

If you do


Message

Curri

T

Single-Sign On

- Login to the portal once and you will not have to login to any other system. MCH MDnet handles the authentication for you.

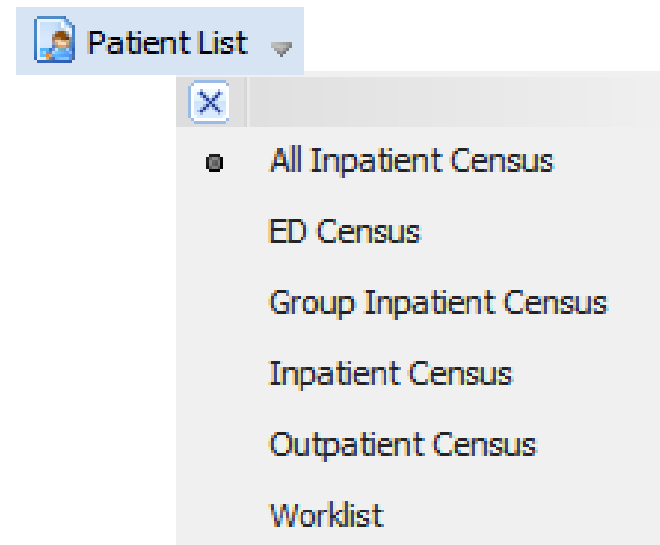


The screenshot shows the login interface for the MCH MDnet Clinical Portal. At the top, there is a logo consisting of two overlapping circles, one blue and one green, with the text 'MCH MDnet' inside. Below the logo, the text 'CLINICAL PORTAL' is displayed. The login form includes two input fields: 'Username' and 'Password'. A 'Login' button is positioned below the password field. Below the form, there is a link for 'First Time User? Download the user guide' and a note for 'Need Help? Contact the MCH STAR Help Desk at (786) 624-4357'. At the bottom, there is a disclaimer about hospital policies and the Miami Children's Hospital logo with the tagline 'We're here for the children'.



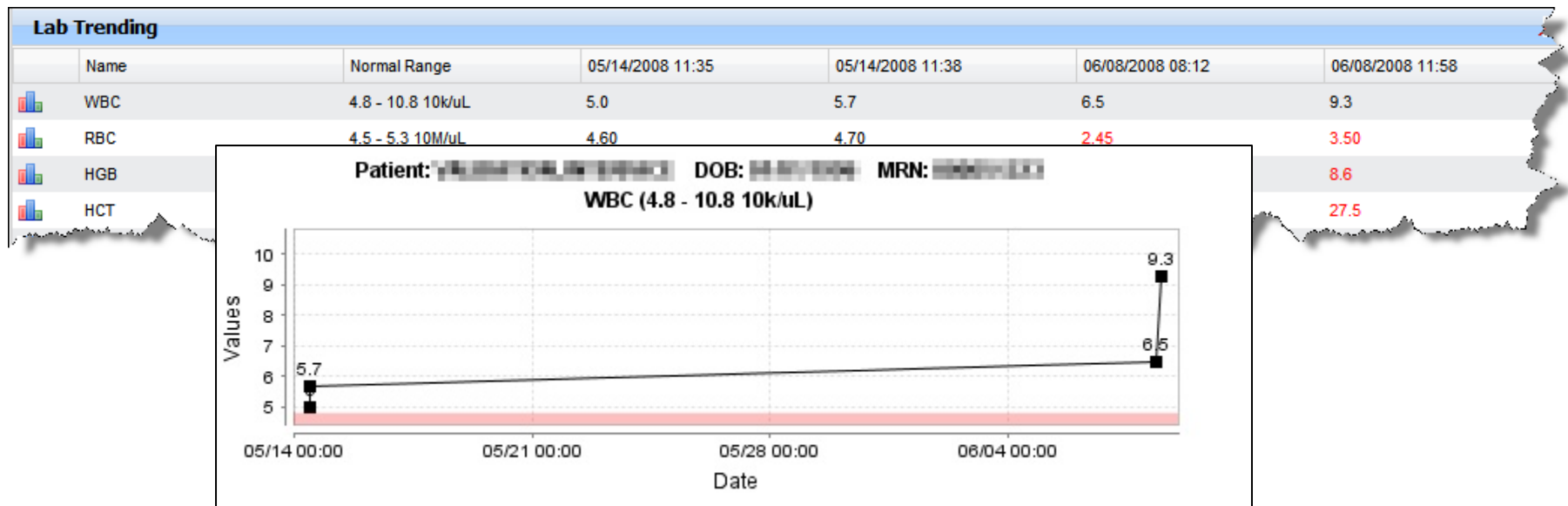
Multiple Census Views

- **All Inpatient Census** – Displays a list of all inpatients for the hospital.
- **ED Census** – Displays a list of all ED patients for the hospital.
- **Group Inpatient Census** – Displays a list of all inpatients for the selected group. Only the group(s) associated with the current physician can be selected.
- **Inpatient Census** – Displays a list of all inpatients for the current physician.
- **Outpatient Census** – Displays a list of all outpatients for the current physician based on the days back configuration.
- **Station Census** – Displays a list of patients for each nursing station.
- **Worklist** – Displays a list of all patients that have been manually added to the physician's worklist.



Lab Trending with graphing capability

- MCH MDnet provides access to discrete lab data which allows you the option to not only trend the data across dates but also visually graph it with abnormal ranges and results highlighted for you.




Access to real-time hemodynamic wave forms

- For patients in the critical care units who are connected to Phillips Monitors you will be able to view their waveforms in real-time via the portal.



Print to PDF

- Almost all the data available in MCH MDnet can be converted to PDF and printed to your local printer.



Admissions (Timestamp: Monday, August 17, 14:50)

Patient Info		Medical Record Number:	80081223	Admit Date:	8/22/2009 14:54
Full Name:	VALIDATION, INTERFACE	Account Number:	420589		
Address:	8128 SW 157 ST MIAMI, FL 33185				
Home Phone:	305-665-8511	Other Phone:			
Gender:	MALE	Patient: VALIDATION, INTERFACE DOB: 01/01/1996 MRN: 80081223			
SSN:	123-45-6789	Admissions (Timestamp: Monday, August 17, 15:02)			
Patient Info		Medical Record Number:	80081223	Admit Date:	8/22/2009 15:04
Full Name:	VALIDATION, INTERFACE	Account Number:	420589		
Address:	8128 SW 157 ST MIAMI, FL 33185				
Home Phone:	305-665-8511	Other Phone:			
Gender:	Male	Admit Age:	13Y	Mother's Name:	
SSN:	123-45-6789	DOB:	01/01/1996	Marital Status:	SINGLE
Language:	ENGLISH	DOD:		Maiden Name:	
Financial Class:	SELF PAY	Religion:	OTHER	Race:	WHITE
Room/Bed:	/	Affiliation:		Bed Phone:	
Height (English):	5'0 8 3/4 IN	Visitors Allowed:		Location:	
Weight (English):	80 8 8/16 LBS	Height (Metric):	155.0 cm		
		Weight (Metric):	36.14 kg		
Admitting Physician:	WELBURN STEVEN	Family Physician:		VIP:	
Attending Physician:	WELBURN STEVEN	Family Physician Phone:		Confidential:	
ER Physician:		Family Physician Fax:		Sealed:	
Other Physician:		Family Physician Email:		Service:	DEFERRED OUTPATIENT
Primary Care Provider:	WELBURN STEVEN	Admit Source:	PRIMARY CARE PHYSICIAN	Service Date:	
Status:		Admit Priority:		Last Hospital:	NON PATIENT VISIT
Reason For Visit:	VALIDATING SOFTWARE TEST PATIENT				
Admit Comment:					



Multi-day views of patient's Medication Administration Record (MAR)

- Previously you were limited to a single day's view. Now you are able to look back up to 90 days and see exactly what medication was administered, when it was administered, by whom and any notes regarding the administration.

The screenshot shows the eMAR interface with a 'Days Back' dropdown menu set to 90. Below the filter, a table lists medication administration records. The first record is for Acetaminophen 325 mg/10.15 mL Oral Susp, administered on 08/13/2009 at 14:22. A second record for Furosemide (Lasix) 20 mg Tab is also shown. Below the table is an 'eMAR Detail' section for the selected medication, providing specific information about the administration event.

Order Id	Generic (Trade)	Dosage	Route	Schedule	Last Given	Start Date	Stop Date	Status
003D	Acetaminophen 325 mg/10.15 mL Oral Susp	325mg	Oral	Every 6 Hours	08/13/2009 14:22	08/13/2009	08/20/2009	Active
	Furosemide (Lasix) 20 mg Tab	20mg	Oral		08/13/2009 14:22			Administered

Displaying 1-2 of 2 total

eMAR Detail (Timestamp: Monday, August 17, 15:12)

Trade Name:	Acetaminophen 325 mg/10.15 mL Oral Susp	Label Comments:	TEST
			08/13/2009 14:22
Scheduled Time			08/13/2009 15:00
Time Administered			14:22
Dosage Prescribed			325mg
Dosage Administered			325mg
Administered By			Fernandez, Lourdes L
Comments			

Customizable interface

- This is your portal so feel free to adjust it for the way you work. Want to default to your Group Census? Only work with Outpatient visits? Like your labs sorted by order date? Only view Medical Records? Portal Settings are unique to you. Choose your preferences globally or at a module level. It's up to you.

The screenshot displays the 'Portal Settings' interface for the MCH MDnet Clinical Portal. It is divided into three main sections: General, Lab, and Patient. The 'General' section includes settings for 'Default View' (set to 'Inpatient Census'), 'Census' (with a dropdown menu open showing options like 'Main Page (Welcome)', 'All Inpatient Census', 'Group Inpatient Census', and 'Inpatient Census'), and various sorting and pagination options for 'Inpatient Census', 'Group Inpatient Census', and 'All Inpatient Census'. The 'Lab' section shows 'Encounter' set to 'Selected', 'Days Back' set to '7', and 'Sort By' set to 'Order Date'. The 'Patient' section shows 'Default Module' set to 'Visit List' and a dropdown menu open with options including 'Main Page (Welcome)', 'Admissions', 'Allergy List', 'Blood Bank', 'eMAR List', 'Lab List', 'McKesson HPF Medical Record Viewer Launch With Patient Context' (highlighted), 'Hemodynamic Monitoring With Patient Context (embedded)', 'Micro List', 'Order List', 'PACS Launch With Patient Context', 'Pharmacy List', 'Quick Notes List', 'Patient Summary', and 'Visit List'. The 'Status' is set to 'Active'.